Key Moments

1. Starting Application
2. Sharing Your Information
3. Verifying Your Identity

Starting Application

1 Landing Page

2 Data Privacy Authorization Statement

...

Sharing Your Information

1 Share Your SSN & Other Details

2 Create Your Password

3 Share Your Contact Details

4 Share General Information

5 Identity Verification Attestation

...

Verifying Your Identity

1 Begin Proofing Process

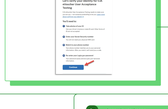

2 Agree to Terms

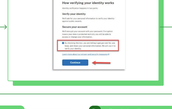

3 Choose Proofing Method

4a Send Link to Phone

5a Open Link on Phone

6a Take Photos of ID

7a Switch Back to Computer

OR

4b Continue On Computer

5b Upload Photos

6b Enter SSN

7b Verify Captured Information

8b Verify Phone Number

9b Enter Code From SMS / Call

10b Save Personal Key

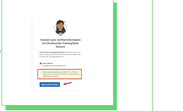

11b Connect eVoucher